

University of Leeds – Support¹ staff promotions data

1 August 2014 – 31 July 2015

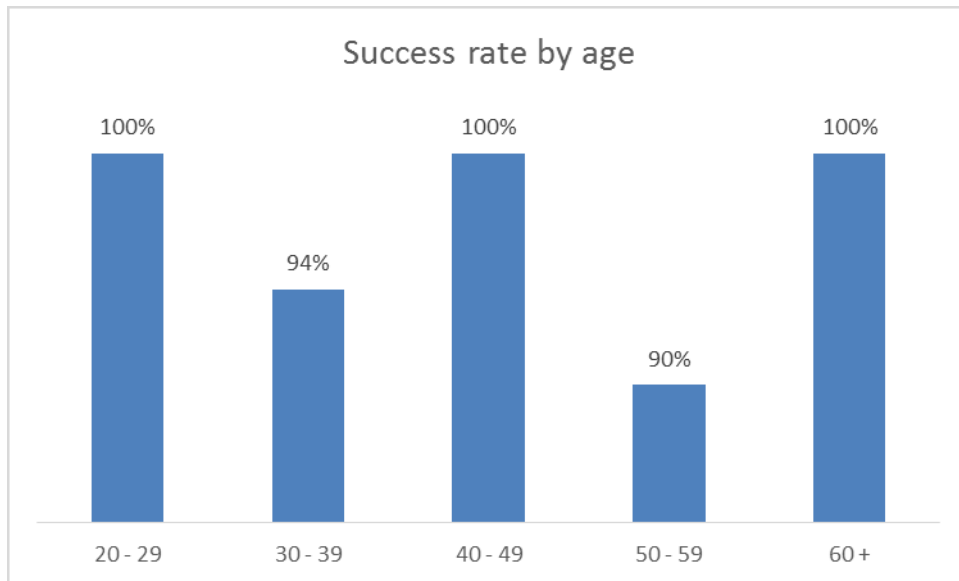
The following data set provides information on support staff promotions across the University by protected characteristic.

A total of 48 applications for promotion were made during the period (50, 2013-14), of which 46 (96%) were successful (100%, 2013-14).

Data is rounded to the nearest whole percent.

¹ 'Support staff' is comprised of clerical staff, technicians and operational support roles.

Age

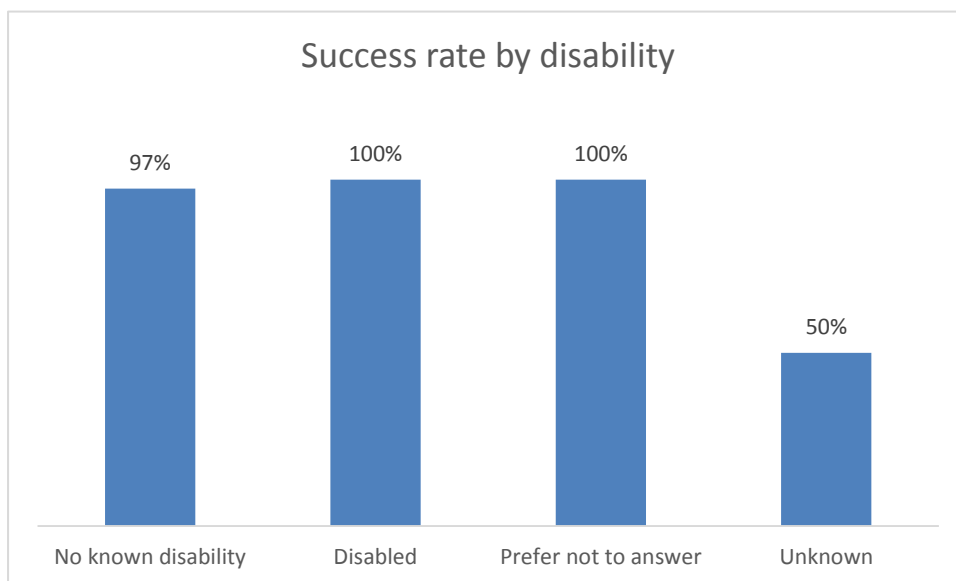


Age	Successful	Unsuccessful	Grand Total	% Successful
20 - 29	11	0	11	100%
30 - 39	16	1	17	94%
40 - 49	9	0	9	100%
50 - 59	9	1	10	90%
60 +	1	0	1	100%
Grand Total	46	2	48	

Commentary

The age group with the lowest success rate is 50-59 (90%).

Disability²



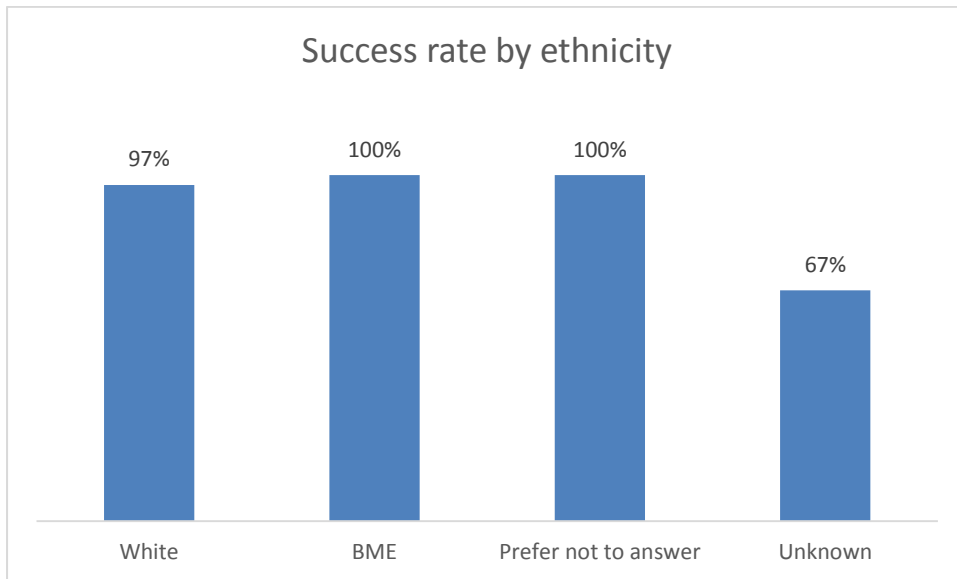
Disability	Successful	Unsuccessful	Grand Total	% Successful
No known disability	38	1	39	97%
Disabled	1	0	1	100%
Prefer not to answer	6	0	6	100%
Unknown	1	1	2	50%
Grand Total	46	2	48	

Commentary

There was one application from someone who declared a disability. This was a successful application. (This is the same as 2013-14).

² Disability is defined under the Equality Act 2010 as a physical or mental impairment that has a substantial and long-term negative effect on a person's ability to do normal daily activities.

Ethnicity



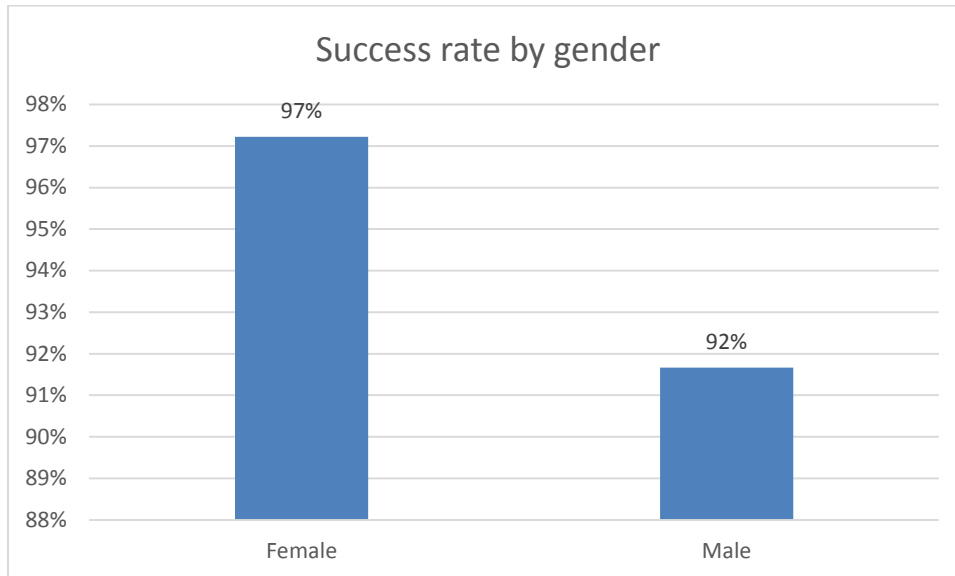
Ethnicity	Successful	Unsuccessful	Grand Total	% Successful
White	34	1	35	97%
BME	3	0	3	100%
Prefer not to answer	7	0	7	100%
Unknown	2	1	3	67%
Grand Total	46	2	48	

Commentary

There were 3 applications from BME staff. All of these were successful. (This is the same as in 2013-14).

BME = Black and minority ethnic.

Gender



Gender	Successful	Unsuccessful	Grand Total	% Successful
Female	35	1	36	97%
Male	11	1	12	92%
Grand Total	46	2	48	

Commentary

There were a total of 35 applications from female staff and 11 from male staff. 97% of female and 92% of male applications were successful (100% for male & female, 2013-14).

Religion

Due to very low numbers in some categories it is not possible to include a breakdown by religion.

Sexual Orientation

Due to very low numbers in some categories it is not possible to include a breakdown by sexual orientation.