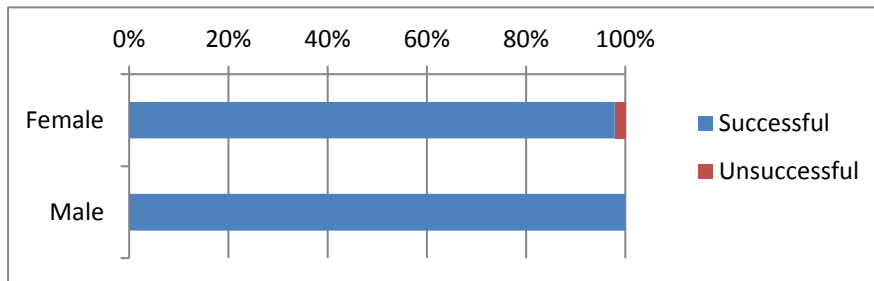


University of Leeds support staff promotions

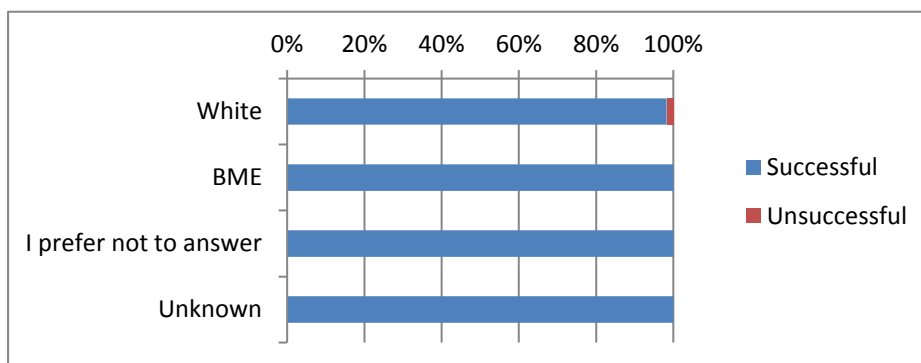
The following data provides information on staff promotions across support staff by protected characteristic over the period 1st August 2010 – 31st July 2011. A total of 66 applications for promotion were made, of which 65 (98%) were successful.

Figure 1. Gender



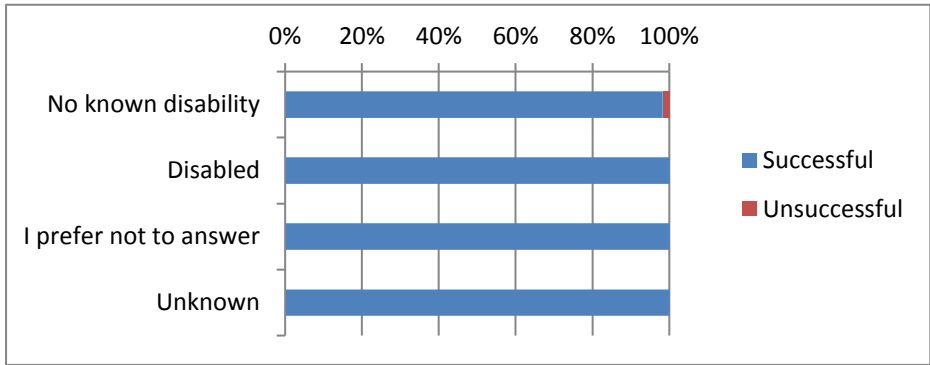
Gender	Successful	Unsuccessful	Grand Total
Female	46	1	47
Male	19	0	19
Grand Total	65	1	66

Figure 2. Ethnicity



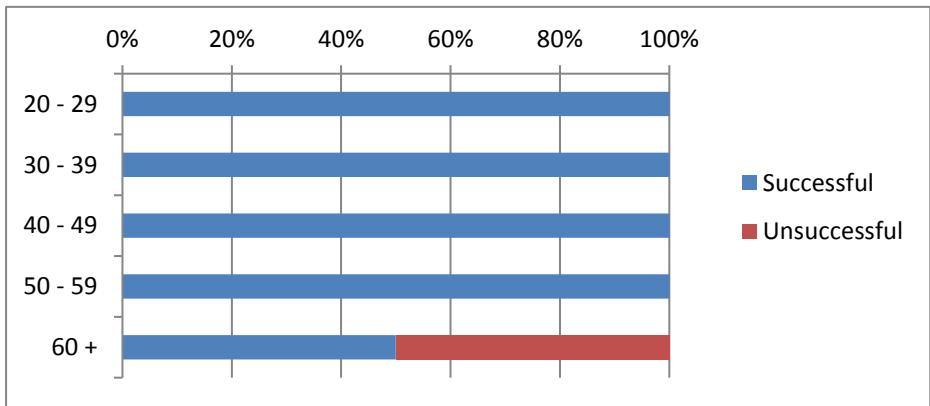
Ethnicity	Successful	Unsuccessful	Grand Total
White	58	1	59
BME	4	0	4
I prefer not to answer	2	0	2
Unknown	1	0	1
Grand Total	65	1	66

Figure 3. Disability



Disability	Successful	Unsuccessful	Grand Total
No known disability	58	1	59
Disabled	1	0	1
I prefer not to answer	4	0	4
Unknown	2	0	2
Grand Total	65	1	66

Figure 4. Age



Age	Successful	Unsuccessful	Grand Total
20 - 29	21	0	21
30 - 39	23	0	23
40 - 49	13	0	13
50 - 59	7	0	7
60 +	1	1	2
Grand Total	65	1	66

Sexual orientation

Figures are too small to present this data.

Religion

Figures are too small to present this data.