

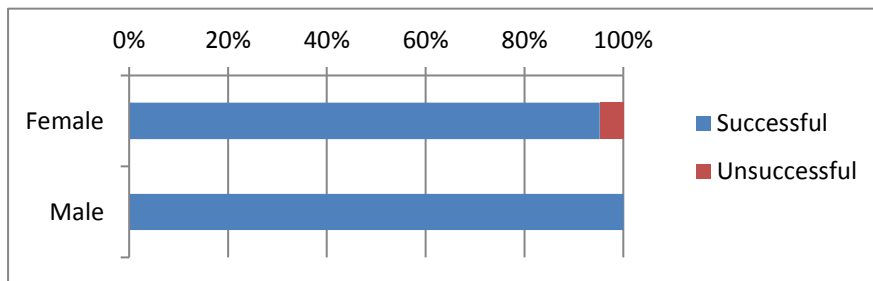
# University of Leeds professional & managerial staff promotions

The following data provides information on staff promotions across professional & managerial staff by protected characteristic over the period 1<sup>st</sup> August 2010 – 31st July 2011. A total of 27 applications for promotion for grades 3 – 9 were made, of which 26 (96%) were successful.

Please note the data for staff applying for promotions to grade 10 have been presented separately, this is because of the differential promotions procedures for this grade.

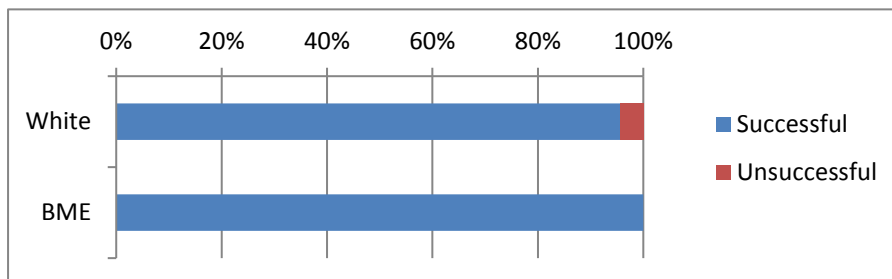
## Grades 3 - 9

**Figure 1. Gender**



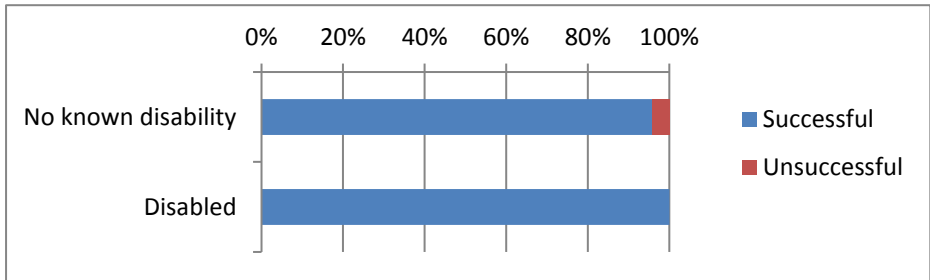
Gender	Successful	Unsuccessful	Grand Total
Female	20	1	21
Male	6	0	6
<b>Grand Total</b>	<b>26</b>	<b>1</b>	<b>27</b>

**Figure 2. Ethnicity**



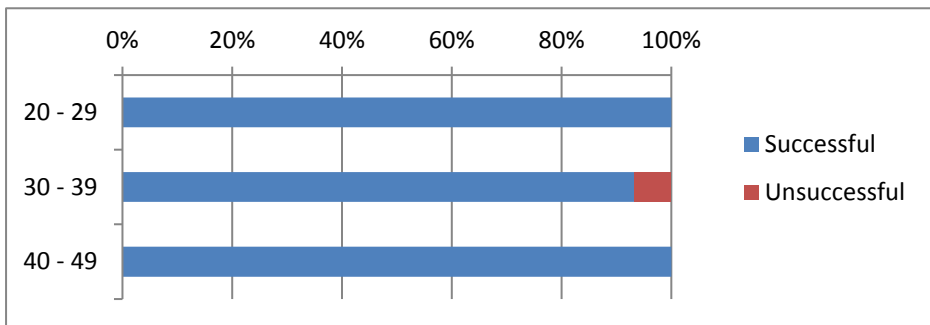
Ethnicity	Successful	Unsuccessful	Grand Total
White	22	1	23
BME	4	0	4
I prefer not to answer	0	0	0
Unknown	0	0	0
<b>Grand Total</b>	<b>26</b>	<b>1</b>	<b>27</b>

**Figure 3. Disability**



Disability	Successful	Unsuccessful	Grand Total
No known disability	23	1	24
Disabled	3	0	3
I prefer not to answer	0	0	0
Unknown	0	0	0
<b>Grand Total</b>	<b>26</b>	<b>1</b>	<b>27</b>

**Figure 4. Age**



Age	Successful	Unsuccessful	Grand Total
20 - 29	4	0	4
30 - 39	14	1	15
40 - 49	8	0	8
50 - 59	0	0	0
60 +	0	0	0
<b>Grand Total</b>	<b>26</b>	<b>1</b>	<b>27</b>

**Sexual orientation**

Figures are too small to present data.

**Religion**

Figures are too small to present data.

**Grade 10****Gender**

Figures are too small to present data.