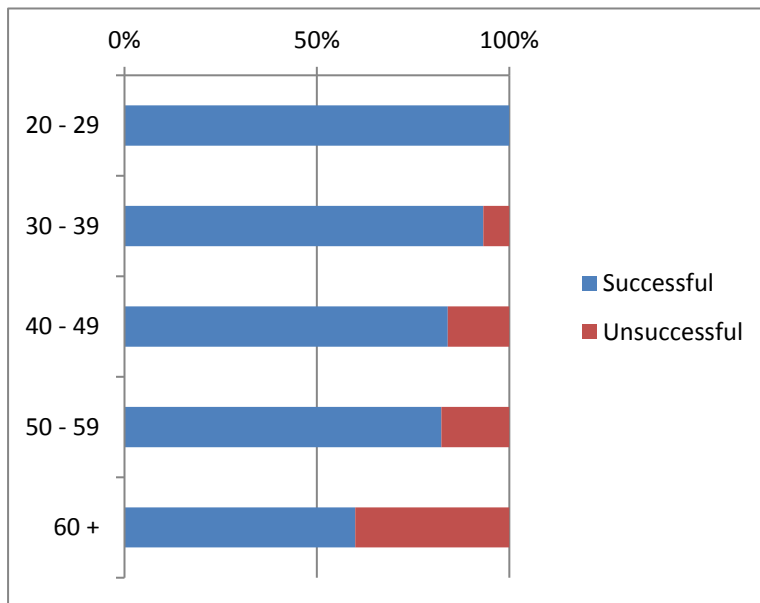


University of Leeds all staff promotions data

The following data provides information on staff promotions across the institution by protected characteristic over the period 1st August 2010 – 31st July 2011. A total of 190 applications for promotion for grades 3 – 9 were made, of which 171 (90%) were successful.

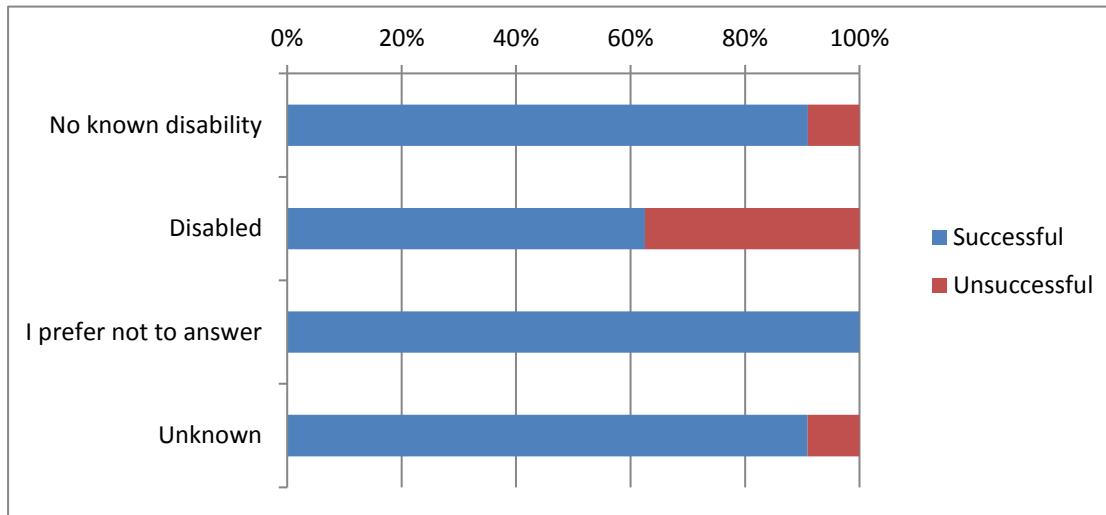
Please note the data for staff applying for promotions to grade 10 have been presented separately, this is because of the differential promotions procedures for this grade.

Figure 1. Promotions data of all staff grade 3-9 by age



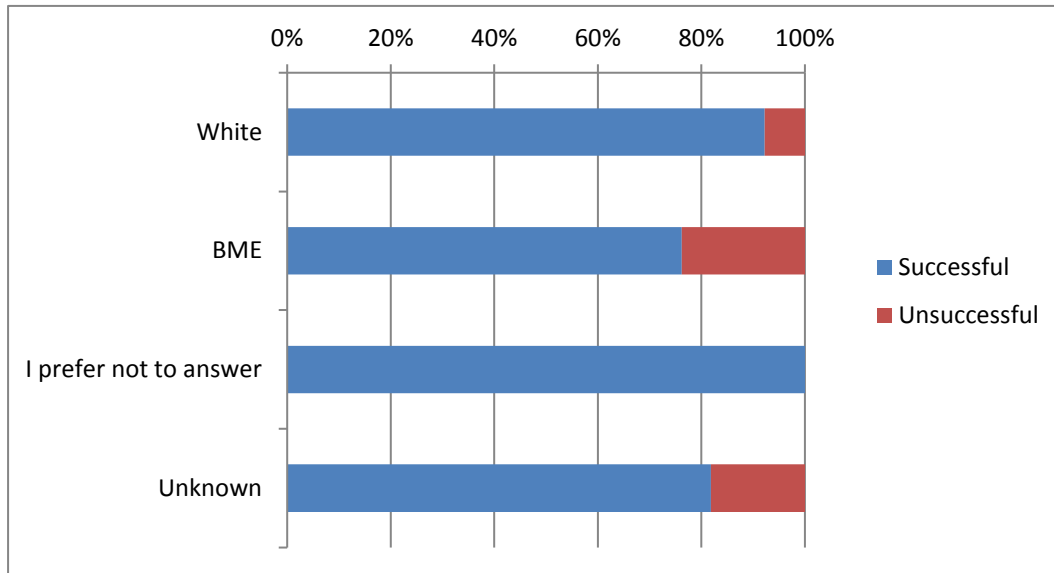
Age	Successful	Unsuccessful	Grand Total	% Successful
20 - 29	29	0	29	100%
30 - 39	83	6	89	93%
40 - 49	42	8	50	84%
50 - 59	14	3	17	82%
60 +	3	2	5	60%
Grand Total	171	19	190	

Figure 2. Promotions data of all staff grade 3-9 by disability



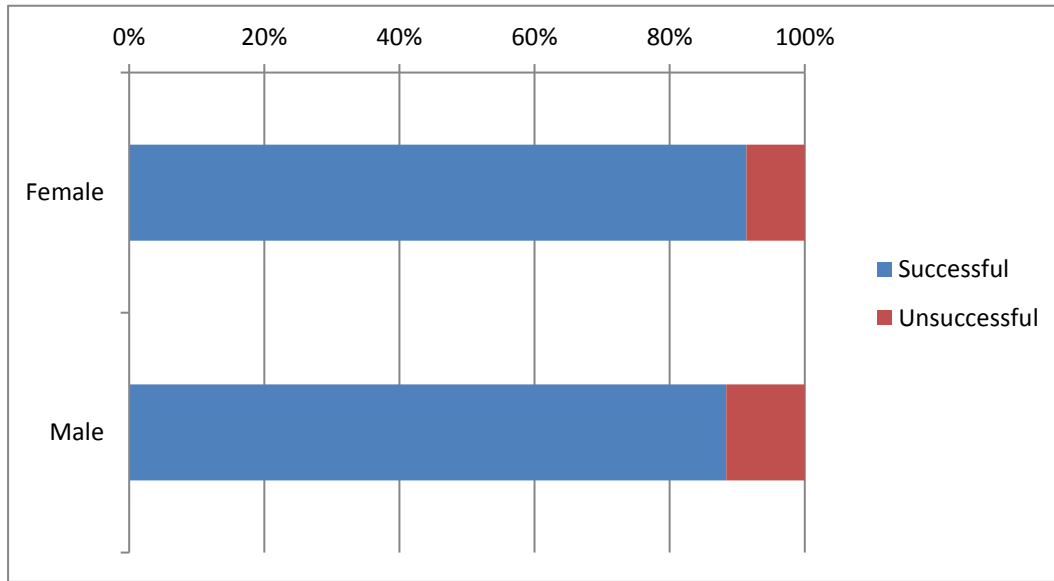
Disability	Successful	Unsuccessful	Grand Total	% Successful
No known disability	151	15	166	91%
Disabled	5	3	8	63%
I prefer not to answer	5	0	5	100%
Unknown	10	1	11	91%
Grand Total	171	19	190	

Figure 3. Promotions data of all staff grade 3-9 by ethnicity



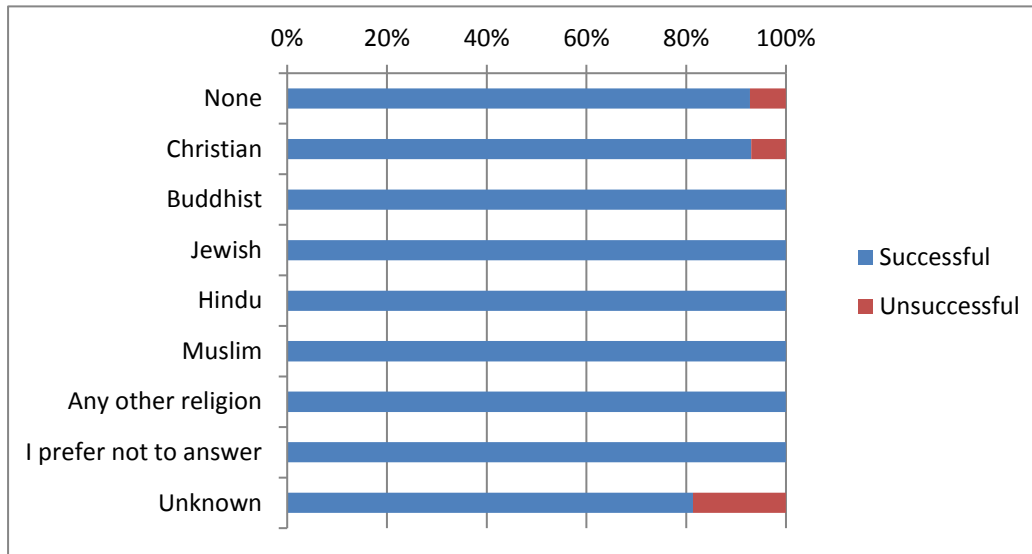
Ethnicity	Successful	Unsuccessful	Grand Total	% Successful
White	142	12	154	92%
BME	16	5	21	76%
I prefer not to answer	4	0	4	100%
Unknown	9	2	11	82%
Grand Total	171	19	190	

Figure 4. Promotions data of all staff grade 3-9 by gender



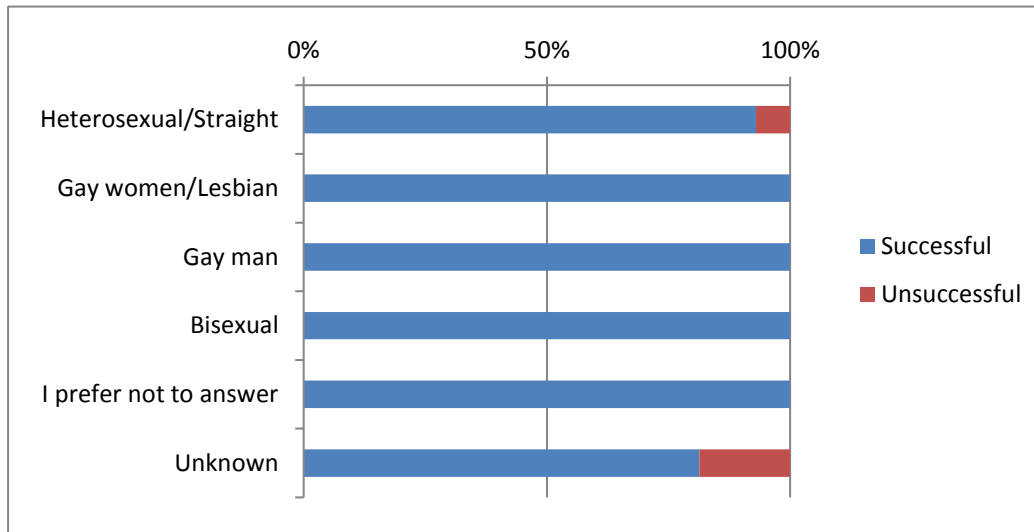
Gender	Successful	Unsuccessful	Grand Total	% Successful
Female	95	9	104	91%
Male	76	10	86	88%
Grand Total	171	19	190	

Figure 5. Promotions data of all staff grade 3-9 by religion



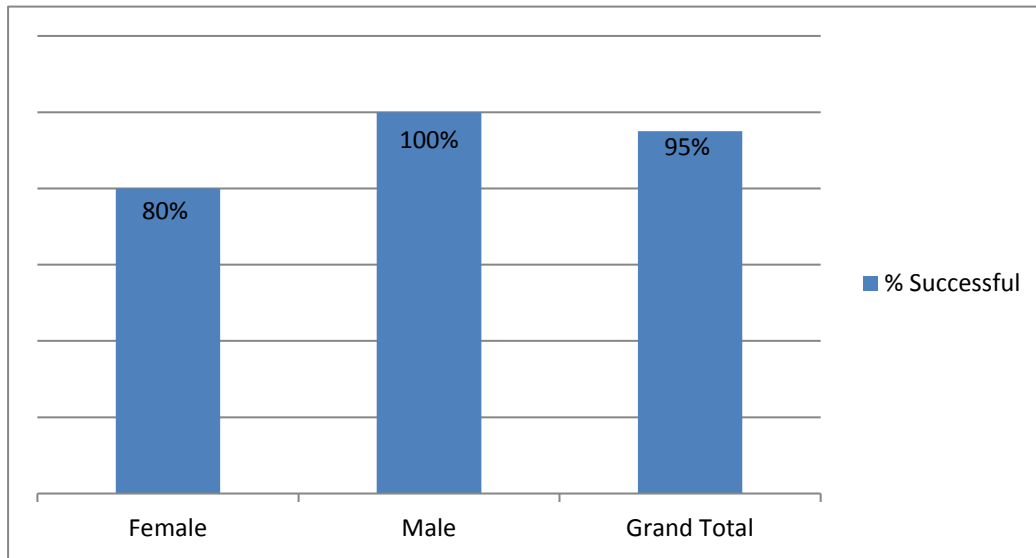
Row Labels	Successful	Unsuccessful	Grand Total	% Successful
None	64	5	69	93%
Christian	40	3	43	93%
Buddhist	3	0	3	100%
Jewish	2	0	2	100%
Hindu	1	0	1	100%
Muslim	1	0	1	100%
Sikh	0	0	0	N/A
Any other religion	3	0	3	100%
I prefer not to answer	9	0	9	100%
Unknown	48	11	59	81%
Grand Total	171	19	190	

Figure 6. Promotions data of all staff grade 3-9 by sexual orientation



Sexual orientation	Successful	Unsuccessful	Grand Total	% Successful
Heterosexual/Straight	106	8	114	93%
Gay women/Lesbian	3	0	3	100%
Gay man	2	0	2	100%
Bisexual	2	0	2	100%
I prefer not to answer	10	0	10	100%
Unknown	48	11	59	81%
Grand Total	171	19	190	

Figure 7. Grade 10 Promotions data by Gender



Gender	Successful	Unsuccessful	Grand Total	% Successful
Female	4	1	5	80%
Male	16	0	16	100%
Grand Total	20	1	21	95%